

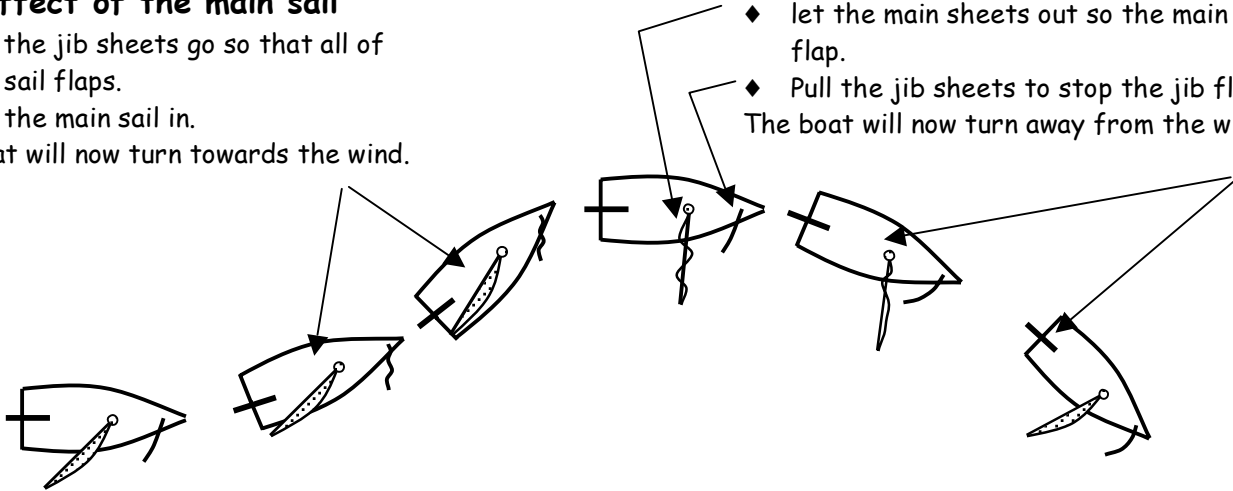
IYT Basic Boat Controls

The effect of the main sail

- ◆ Let the jib sheets go so that all of the sail flaps.
 - ◆ Pull the main sail in.
- The boat will now turn towards the wind.

The effect of the jib.

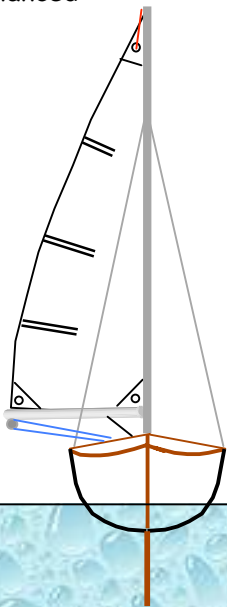
- ◆ let the main sheets out so the main sail can flap.
 - ◆ Pull the jib sheets to stop the jib flapping.
- The boat will now turn away from the wind.



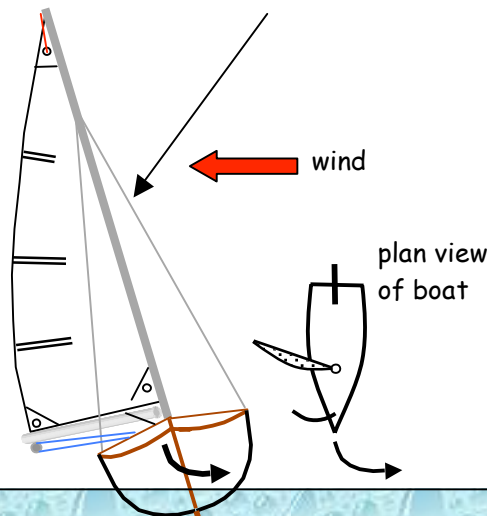
Both sails set correct (pulled in just to stop them flapping) will make the boat go in a straight line.

Boat balance

When the boat is upright it will sail in a straight line if the sails are balanced



When the boat heels to leeward it will turn into the wind if not corrected by the rudder



When the boat heels to windward it will turn away from the wind if not corrected by the rudder

